

—
COMFORT
FOR
YOU

2018

WALL MOUNTED
DC INVERTER
SPLIT SYSTEMS

—
NORDIC SERIES



















ALPICAIR

DC INVERTER NORDIC SERIES

The high-efficiency and energy-saving AlpicAir inverter-type air conditioner creates a pleasant climate indoors, even if the temperatures outside are extreme. The air conditioner runs quietly and allows low temperatures, down to +8 °C, to be maintained inside a room. The operating mode conveniently displayed on the appliance's LED screen.



-  LED display
-  Turbo mode
-  Timer
-  Cleanable panel
-  Washable filter
-  Dehumidification function
-  Night mode
-  Auto clean function
-  Auto-restart function
-  Low noise airflow system
-  WiFi control (optional)
-  Two-directional airflow
-  Energy-saving +8 °C indoor temperature mode
-  Low ambient heating
-  Low ambient cooling
-  Single Multi IU connectable to multi-split OU

SET MODEL	AWI/AWO-25HPDC1F	AWI/AWO-35HPDC1F	AWI/AWO-53HPDC1F	AWI/AWO-70HPDC1F
Cooling capacity, kW	2,6 (0,6–3,2)	3,5 (0,6–3,9)	5,3 (1,3–6,6)	6,5 (2,5–6,8)
Heating capacity, kW	3,0 (0,8–3,6)	4,0 (0,9–4,4)	5,8 (1,1–6,8)	7,0 (2,5–7,6)
Power input (cooling), kW	0,9 (0,2–1,3)	1,2 (0,2–1,4)	1,6 (0,4–2,7)	2,2 (0,6–2,7)
Power input (heating), kW	0,9 (0,2–1,4)	1,2 (0,3–1,6)	1,8 (0,4–2,7)	2,2 (0,6–2,8)
Power supply, V/ph/Hz	230/1/50	230/1/50	230/1/50	230/1/50
Seasonal cooling efficiency (SEER)	6.10	6.10	6.10	6.10
Seasonal heating efficiency (SCOP)	4.00	4.00	4.00	4.00
Energy efficiency class (cooling/heating)	A++ / A+	A++ / A+	A++ / A+	A++ / A+
Indoor unit air flow volume, m³/h	600/500/400/300	600/500/400/300	850/780/650/550	1000/800/700/550
Indoor unit sound pressure (L _p), dB(A)	42/39/34/28	42/40/35/30	45/43/37/33	51/47/42/39
Outdoor unit sound pressure (L _p), dB(A)	51	53	56	58
Indoor unit dimensions, mm	848×274×189	848×274×189	945×298×211	1018×315×223
Outdoor unit dimensions, mm	776×540×320	776×540×320	955×700×396	980×790×427
Indoor unit weight, kg	10	10	13	15
Outdoor unit weight, kg	28	29	45	55
Refrigerant	R410A	R410A	R410A	R410A
Maximum refrigerant pipe length, m	15	15	25	25
Maximum height difference, m	10	10	10	10
Operating conditions in cooling mode, °C	-15 - +43	-15 - +43	-15 - +43	-15 - +43
Operating conditions in heating mode, °C	-25 - +24	-25 - +24	-25 - +24	-25 - +24

The data is measured under the following conditions (ISO-T1). Cooling: Indoor temp. of 27 °C DB, 19 °C WB, and outdoor temp. 35 °C DB. Heating: Indoor temp. of 20 °C DB, and outdoor temp. of 7 °C DB, 6 °C WB.

V 3.15.0 * Under our policy of continuous improvement, we reserve the right to change specifications and design without prior notice. www.alpicair.com